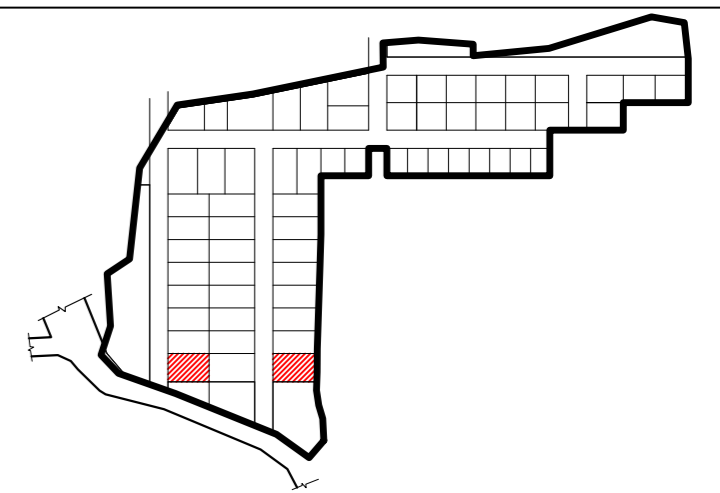


CONCEPT



Villa # 43 (668 SqYds) & Villa # 65 (620 SqYds)		
	BUA (A) (SQ.FT)	BALCONY (B) (SQ.FT)
GROUND FLOOR	2628.80	0.00
FIRST FLOOR	1984.05	520.40
SECOND FLOOR	1815.43	309.41
TOTAL BUA (A+B)	7258.09	
PARKING	492.39	
TERRACE (COVERED)	139.50	
TERRACE (UNCOVERED)	340.04	
DECK / UTILITY / GAZEBO	383.87	
TOTAL SBUA	8613.89	

- GENERAL NOTES:
- In case of all specialist works, details and any deviations from this construction drawing, the contractor / sub-contractor are to provide shop drawings for architect's / Engineer's approval prior to construction.
 - This drawing should be read and not measured.
 - All dimensions are in millimeters unless stated otherwise.
 - All drawings must be cross referenced in case of any doubt / discrepancy.
 - F.F.L represents finished floor levels.
 - All dimensions shown in the drawings are structural / masonry dimensions.
 - All architectural drawings must be referred in coordination with structural drawings.

REV.	DESCRIPTION	DONE BY	DATE

ARCHITECTS:

FHD GROUP ARCHITECTURE

www.fhdgroup.in

Fountainhead Architects Pvt. Ltd.
Plot # 15-B-3-884 / 3-15, LIC Colony,
Srinagar Colony, Hyderabad - 500073
P: +91 40 23743324 / 25
F: +91 40 66621253

CLIENT: **AUGMENTED REALTY**

PROJECT TITLE:
PROPOSED VILLAS @ VIZAG (SITE - 620 SQ YARDS)

DRAWING TITLE:
WEST FACING VILLA- GROUND FLOOR PLAN

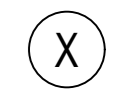
FHD PROJECT NO:

DRAWING NO	ARCHITECT	APPROVED	MR	REV.	R0
	MR				
SCALE	1:100	DRAWN BY	NC		
DATE	18-10-2021	CHECKED BY	NC		

RELEASED FOR

PRELIMINARY INFORMATION APPROVAL TENDER CONSTRUCTION

This drawing is copyright and may not be copied without prior written consent. The contractor shall verify all dimensions on site before commencing any work or shop drawing. Any discrepancies occurring in this drawing must be referred to the Architect before the commencement of work.

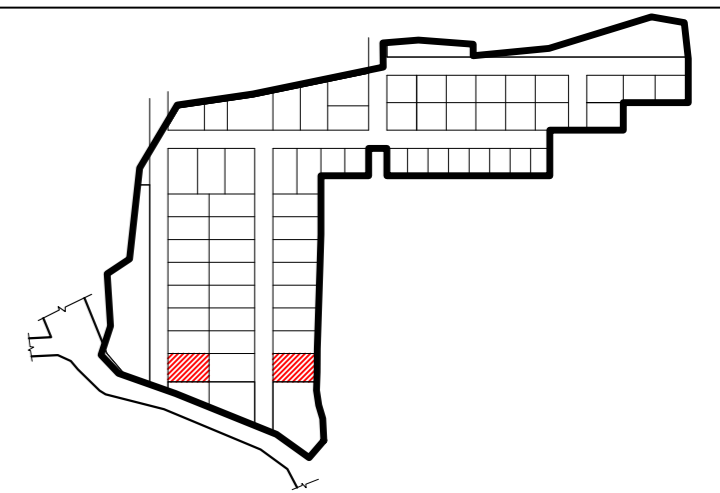




18897.6 [62'-0"]
12800 [42'-0"]
2500 [8'-2 1/2"]

1959.3 [6'-5"]
PLOT - 65
PLOT - 43

CONCEPT



Villa # 43 (668 SqYds) & Villa # 65 (620 SqYds)		
	BUA (A) (SQ.FT)	BALCONY (B) (SQ.FT)
GROUND FLOOR	2628.80	0.00
FIRST FLOOR	1984.05	520.40
SECOND FLOOR	1815.43	309.41
TOTAL BUA (A+B)	7258.09	
PARKING	492.39	
TERRACE (COVERED)	139.50	
TERRACE (UNCOVERED)	340.04	
DECK / UTILITY / GAZEBO	383.87	
TOTAL SBUA	8613.89	

- GENERAL NOTES:
- In case of all specialist works, details and any deviations from this construction drawing, the contractor / sub-contractor are to provide shop drawings for architect's / Engineer's approval prior to construction.
 - This drawing should be read and not measured.
 - All dimensions are in millimeters unless stated otherwise.
 - All drawings must be cross referenced in case of any doubt / discrepancy.
 - FFL represents finished floor levels.
All dimensions shown in the drawings are structural / masonry dimensions.
 - All architectural drawings must be referred in coordination with structural drawings.

REV.	DESCRIPTION	DONE BY	DATE

ARCHITECTS:

FHD GROUP ARCHITECTURE

www.fhdgroup.in

Fountainhead Architects Pvt. Ltd.
Plot # 15-B-3-684 / 3-15, LIC Colony,
Srinagar Colony, Hyderabad - 500073
P: +91 40 23743324 / 25
F: +91 40 66621253

CLIENT: **AUGMENTED REALTY**

PROJECT TITLE:
PROPOSED VILLAS @ VIZAG (SITE - 620 SQ YARDS)

DRAWING TITLE:
WEST FACING VILLA- FIRST FLOOR PLAN

FHD PROJECT NO.:

DRAWING NO	ARCHITECT	APPROVED	MR	REV.	R0
	MR				
SCALE	1:100	DRAWN BY	NC		
DATE	18-10-2021	CHECKED BY	NC		

RELEASED FOR

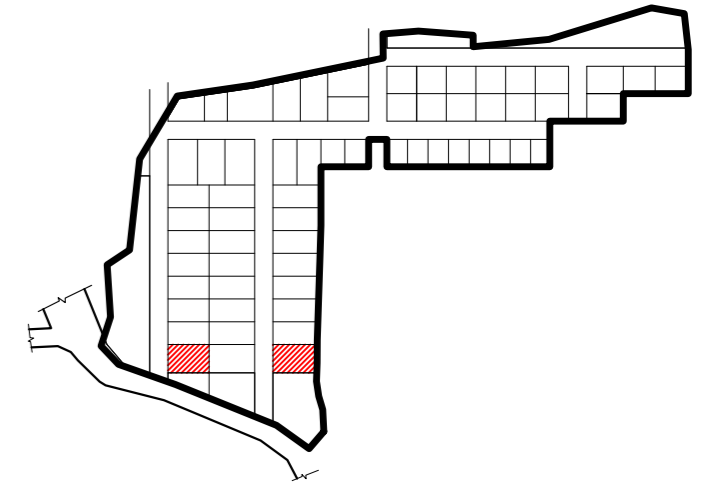
PRELIMINARY INFORMATION APPROVAL TENDER CONSTRUCTION

This drawing is copyright and may not be copied without prior written consent. The contractor shall verify all dimensions on site before commencing any work or shop drawing. Any discrepancies occurring in this drawing must be referred to the Architect before the commencement of work.





CONCEPT



Villa # 43 (668 SqYds) & Villa # 65 (620 SqYds)

	BUA (A) (SQ.FT)	BALCONY (B) (SQ.FT)
GROUND FLOOR	2628.80	0.00
FIRST FLOOR	1984.05	520.40
SECOND FLOOR	1815.43	309.41
TOTAL BUA (A+B)	7258.09	
PARKING	492.39	
TERRACE (COVERED)	139.50	
TERRACE (UNCOVERED)	340.04	
DECK / UTILITY / GAZEBO	383.87	
TOTAL SBUA	8613.89	

GENERAL NOTES :

- In case of all specialist works, details and any deviations from this construction drawing, the contractor / sub-contractor are to provide shop drawings for architect's / Engineer's approval prior to construction.
- This drawing should be read and not measured.
- All dimensions are in millimeters unless stated otherwise.
- All drawings must be cross referenced in case of any doubt / discrepancy.
- F.F.L represents finished floor levels.
All dimensions shown in the drawings are structural / masonry dimensions.
- All architectural drawings must be referred in coordination with structural drawings.

REV.	DESCRIPTION	DONE BY	DATE

ARCHITECTS :

FHD GROUP ARCHITECTURE
 Fountainhead Architects Pvt. Ltd.
 Plot # 15-B-3-884 / 3-15, LIC Colony,
 Srinagar Colony, Hyderabad - 500073
 P: +91 40 23743324 / 25
 F: +91 40 66621253

CLIENT : AUGMENTED REALTY

PROJECT TITLE :
 PROPOSED VILLAS @ VIZAG (SITE - 620 SQ YARDS)

DRAWING TITLE :
 WEST FACING VILLA- SECOND FLOOR PLAN

FHD PROJECT NO :

DRAWING NO	ARCHITECT	APPROVED	MR	REV.	R0
	MR				
SCALE	1:100	DRAWN BY	NC		
DATE	18-10-2021	CHECKED BY	NC		

RELEASED FOR

- PRELIMINARY INFORMATION APPROVAL TENDER CONSTRUCTION

This drawing is copyright and may not be copied without prior written consent. The contractor shall verify all dimensions on site before commencing any work or shop drawing. Any discrepancies occurring in this drawing must be referred to the Architect before the commencement of work.

